



## VEHICLE ENTRY SYSTEM (VES) USER GUIDE

### INTRODUCTION:

Royal Customs and Excise Department (RCED) had introduced the Vehicle Entry System (VES) for members of the public to register and get their vehicle pass online in order to cross borders.

VES is a web-based application which can be accessible any time, any where and on any devices (24/7).

This User Guide will provide step by step manual on how to register and get the VES pass.

### STEPS:

1. Go to [www.bdnsw.gov.bn](http://www.bdnsw.gov.bn) portal and **click 'VES' icon**. It can be seen at the right side of the homepage.

The screenshot shows the homepage of the Brunei Darussalam National Single Window (BDNSW). The page is titled "Brunei Darussalam National Single Window" and includes a navigation menu with links for Home, About Us, References, Forms, ASEAN Information, Latest News, FAQs, and Contact Us. The main content area features a video player and a section titled "Brunei Darussalam's National Single Window (BDNSW)" with a welcome message and a flowchart illustrating the process. The sidebar on the right contains several service icons, including "USER GUIDE ONLINE PAYMENT", "BDNSW", "Brunei e-Customs", and "VES VEHICLE PASS". The "VES" icon is circled in red, indicating the target for the user to click.

## 2. Search for your Vehicle Registration.

- Enter your **Vehicle's Registration Number, Engine Number and Chassis Number** and click '**SEARCH**' button.
- If your Vehicle Registration already in the system, please follow this steps:
  - The system will show the registered vehicle on the screen based on data generated from SPD.
  - If you are the owner of the vehicle, please click the small box.

Pas Kenderaan / Vehicle Pass:

Cari Keterangan Kenderaan/Search Vehicle Details:

Negeri Asal Pendaftaran Kenderaan / Country of Vehicle Registration: BRUNEI

Bil. Pendaftaran / Registration No.: XX-XXXX

No. Enjin / Engine No.: XX-YYYYYX-ZAZAZA

No. Rangka / Chassis No.: AAA-123456-BYETSHFDJA

Search Clear

Bil. Pendaftaran /Registration No.	No.Rangka/Chassis No.	No.Enjin /Engine No.	Buatan& Modal /Make& Model	Bil.KP/NRIC

Pemilik sebagai Pemandu / Owner as Driver:

Email Id:

Print Vehicle Pass Email Vehicle Pass

USER GUIDE ONLINE PAYMENT

BDNSW BRUNEI DARUSSALAM National Single Window

ePay@BDNSW

Brunei e-Customs

VES VEHICLE PASS

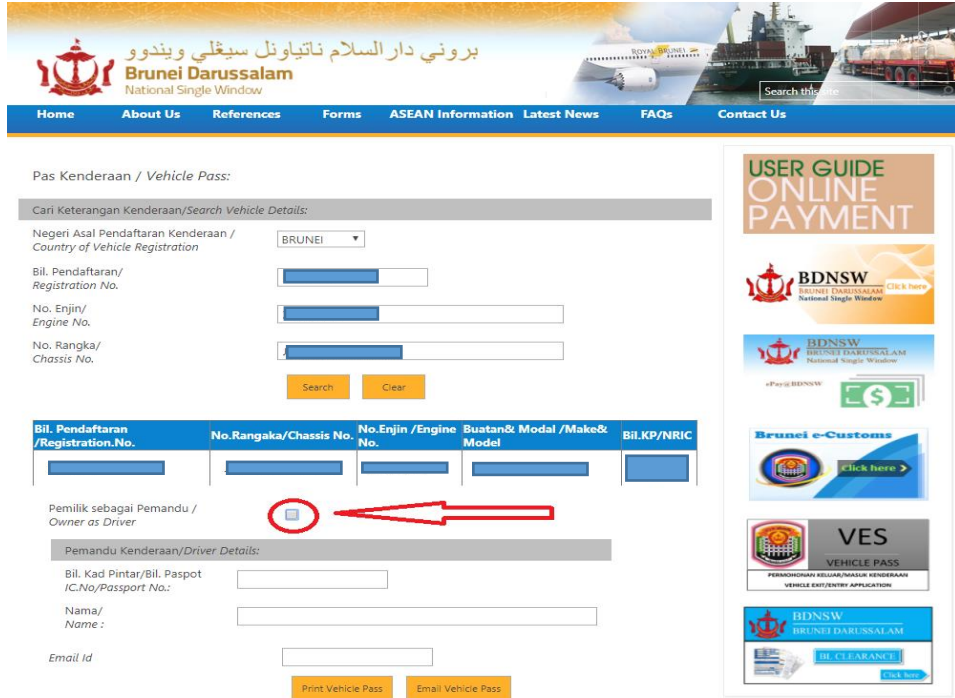
BDNSW BRUNEI DARUSSALAM

ASEAN SINGLE WINDOW

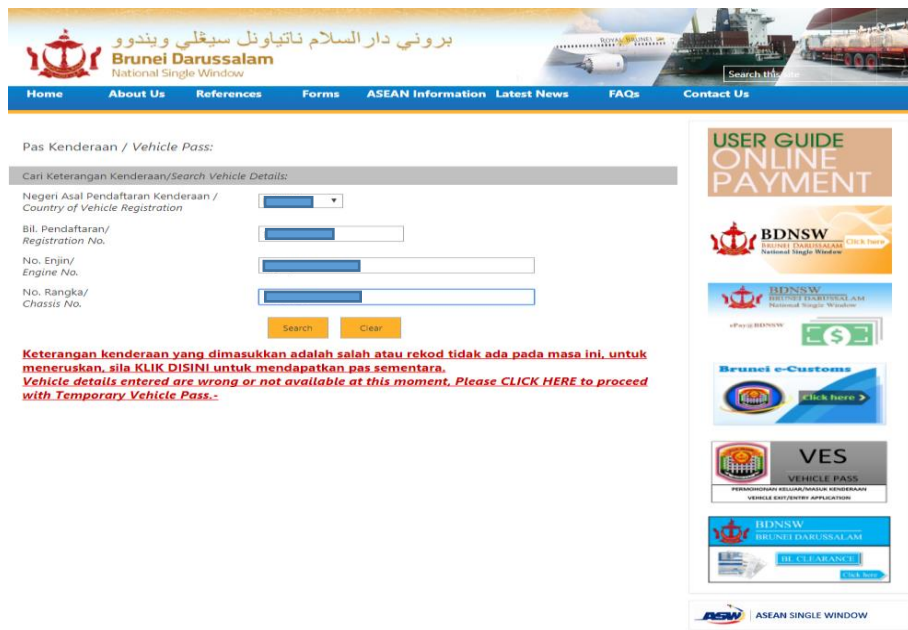
### Notes:

*An email will be sent to vehicle's owner to notify them that their vehicle has been searched in the VES System. This only applicable if the vehicle's owner has registered or updated their email address in the Sistem Pengangkutan Darat (SPD).*

- If you are not the owner of the vehicle, please 'unclick' the small box and enter your details namely your Identification / Passport Number and Name.



- If your Vehicle Registration does not appear in the system, please follow this steps:
  - Vehicle Registration does not appear in the system either the vehicle has not registered/updated in the SPD or you had provide wrong information about the vehicle. 'Red words' will pop-out.



- Please click on the 'red words' and online form will be appeared. Please complete the online form to proceed.

The screenshot displays the Brunei Darussalam National Single Window website. The header includes the national emblem and the text 'بروني دار السلام ناتياونل سيغلي ويندوو' and 'Brunei Darussalam National Single Window'. A search bar is present in the top right. The navigation menu includes Home, About Us, References, Forms, ASEAN Information, Latest News, FAQs, and Contact Us.

The main content area is titled 'Pas Kenderaan / Vehicle Pass:'. It contains several sections for data entry:

- Cari Keterangan Kenderaan/Search Vehicle Details:** A dropdown menu for 'Negeri Asal Pendaftaran Kenderaan / Country of Vehicle Registration' is set to 'BRUNEI'.
- Keterangan Kenderaan/Vehicle Details:**
  - Kategori Kenderaan/ Vehicle Category:** Radio buttons for 'Persendirian/Private' (selected), 'Komersil/Commercial', and 'Kerajaan-Diplomat/Government-Diplomat'.
  - Bil. Pendaftaran/Registration No.:** Text input field.
  - Buatan & Modal/Make & Model:** Text input field.
  - No. Enjin/Engine No.:** Text input field.
  - No. Rangka/Chassis No.:** Text input field.
  - Warna Kenderaan/Vehicle Colour:** Text input field.
  - Tarikh mansuh insuran/Insurance Expiry Date:** Text input field with a calendar icon.
- Keterangan Pemohon/Applicant Details:**
  - Bil. Kad Pintar/Bil. Paspot/IC.No./Passport No.:** Text input field.
  - Nama/Name:** Text input field.
  - Alamat/Address:** Text input field.
  - Pos.Kod/Post Code:** Text input field.
  - Pemilik Berdaftar / Registered Owner:** A checkbox.
- Keterangan Pemilik/Owner Details:**
  - Bil. Kad Pintar/Bil. Paspot/IC.No./Passport No.:** Text input field.
  - Nama/Name:** Text input field.

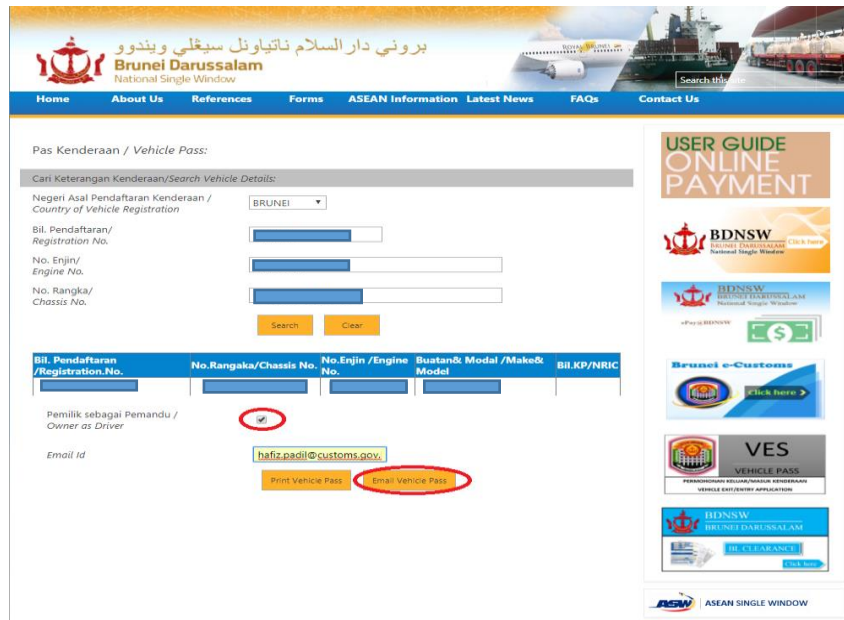
At the bottom of the form are two buttons: 'Vehicle Pass' and 'Clear'.

The right sidebar contains several promotional and utility links:

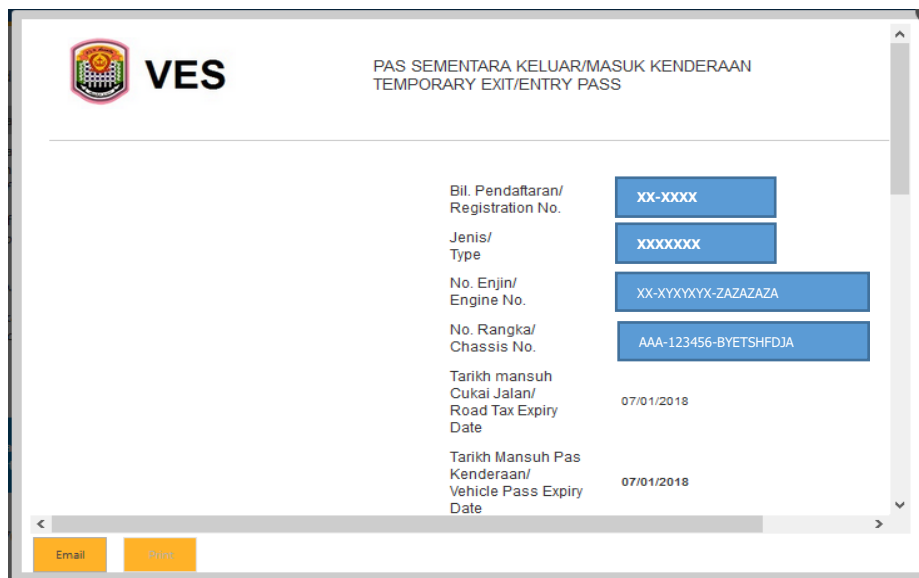
- USER GUIDE ONLINE PAYMENT**
- BDNSW** (Brunei Darussalam National Single Window) with a 'Click here' button.
- BDNSW** with a 'Pay @ BDNSW' button and a green dollar sign icon.
- Brunei e-Customs** with a 'Click here >' button.
- VES VEHICLE PASS** (VEHICLE ENTRY APPLICATION) with a 'Click here' button.
- BDNSW** with a 'BI CLEARANCE' button and a 'Click here' button.
- ASW ASEAN SINGLE WINDOW**
- Quick Guide** with links for [Exporter](#), [Importer](#), [Agent](#), and [Shipping/Airline Agent](#).
- Other Links** with a link for [Prime Minister's Office](#).

3. PRINT or SAVE your VES Pass (QR Code).

- There are two (2) ways to get your vehicle pass either by E-MAIL or PRINT to proceed.
- If you choose by E-MAIL, you have to enter your email address and click 'Email Vehicle Pass'.



- The details and QR code will appear, click the small box at the bottom of the vehicle pass to confirm that all information submitted by you are correct and valid and click 'Email' button. Your vehicle pass will be sent to your email.





Tarikh Mansuh Pas Kenderaan/  
 Vehicle Pass Expiry Date: 07/05/2018

Warna Kenderaan/  
 Vehicle Colour: XX-XXXX

Kategori Kenderaan/  
 Vehicle Category: PRIVATE

Negara Didaftarkan/  
 Country of Registration: XX-XXXXXX

Pemilik Berdaftar/  
 Registered Owner: AWG FULAN BIN SI FULAN

Bil. Pasport/Bil. ID  
 Passport No./ID No.

Nama Pemandu/  
 Driver's Name: AWG FULAN BIN SI FULAN

Alamat Kediaman/  
 Home Address: NO XX, SPG XX, JALAN XXXX, KAMPONG XXXXXX, BRUNEI

**Email**  **Print**

➤ You may now open your email and receive the VES QR Code from RCED.

- If you choose to PRINT, you have to click 'Print Vehicle Pass'.

بروني دار السلام ناتياونل سيقلي ويندو  
**Brunei Darussalam**  
 National Single Window

Home About Us References Forms ASEAN Information Latest News FAQs Contact Us

Pas Kenderaan / Vehicle Pass:

Cari Keterangan Kenderaan/Search Vehicle Details:

Negeri Asal Pendaftaran Kenderaan /  
 Country of Vehicle Registration: BRUNEI

Bil. Pendaftaran/  
 Registration No.

No. Enjin/  
 Engine No.

No. Rangka/  
 Chassis No.

Bil. Pendaftaran / Registration No.	No. Rangka/Chassis No.	No. Enjin / Engine No.	Buatan & Modal / Make & Model	BIL.KP/NRIC

Pemilik sebagai Pemandu /  
 Owner as Driver:

Email id:

**USER GUIDE**  
**ONLINE**  
**PAYMENT**

**BDNSW**  
 BRUNEI DARUSSALAM  
 National Single Window

**BDNSW**  
 BRUNEI DARUSSALAM  
 National Single Window

**Brunei e-Customs**  
 Click here

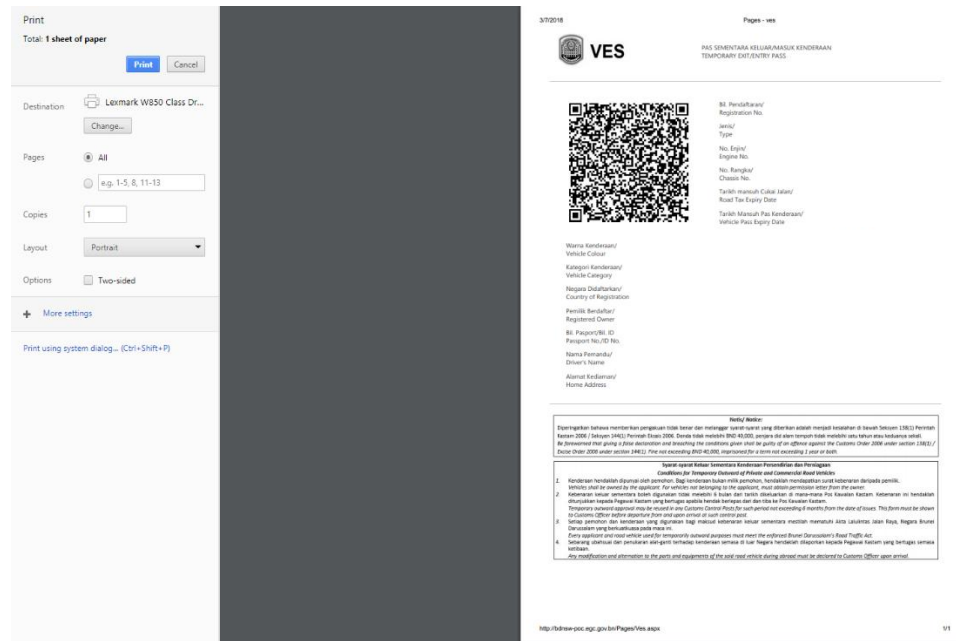
**VES**  
 VEHICLE PASS  
 PERANCIKING KEDAHARAN/PAKAR PERKEDARAN  
 VEHICLE ENTRY SYSTEM APPLICATION

**BDNSW**  
 BRUNEI DARUSSALAM  
 National Single Window


**BDNSW**  
 BRUNEI DARUSSALAM  
 National Single Window

**ASEAN SINGLE WINDOW**

➤ QR code will appear and you can now print your VES Pass.



4. Scan your VES Pass (QR Code) at any Checkpoints when exiting or entering Brunei Darussalam.



**For more information:**

Please visit

**Customer Services Counter**  
 Groundfloor, RCED Headquarters,  
 Jalan Menteri Besar BSB BB3910  
 Negara Brunei Darussalam

Contact: 2382361 / 2382333

Email: [info@customs.gov.bn](mailto:info@customs.gov.bn)